

9. Palladium 1992

Peter K. Byers

CONTENTS

INTRODUCTION	195
9.1 PALLADIUM(IV)	195
9.2 PALLADIUM(II)	196
9.2.1 Complexes with phosphine donor ligands	196
9.2.2 Complexes with nitrogen donor ligands	202
9.2.3 Cyclometallation complexes	206
9.2.4 Complexes with sulfur donor ligands	210
9.2.5 Complexes with mixed donor ligands	210
9.3 PALLADIUM(I)	214
9.4 PALLADIUM(0)	215
REFERENCES	215

INTRODUCTION

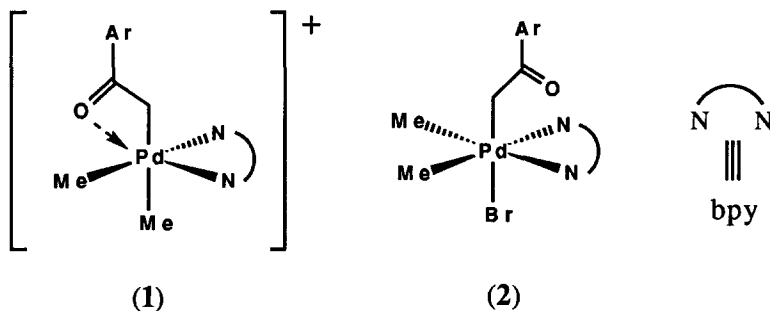
The coordination chemistry of palladium reported during the year 1992 has been reviewed. Although this account does not intend or claim to be comprehensive, examples have been selected to represent important features. Only the primary journals are covered and were searched using BIDS (Bath Information and Data Service) for both palladium (and related) as a keyword and being present in the title. The review covers the chemistry of palladium in its 0 → +4 oxidation states, but does not include the catalytic activity of palladium complexes or complexes containing only Pd-C bonds. Classification of the complexes is according to the oxidation state and donor atom. For complexes containing mixed donor sets the priority ordering P>N>S applies, and neutral donors have priority over charged donor atoms; neutral, mixed donor didentate ligands are treated separately.

9.1 PALLADIUM(IV)

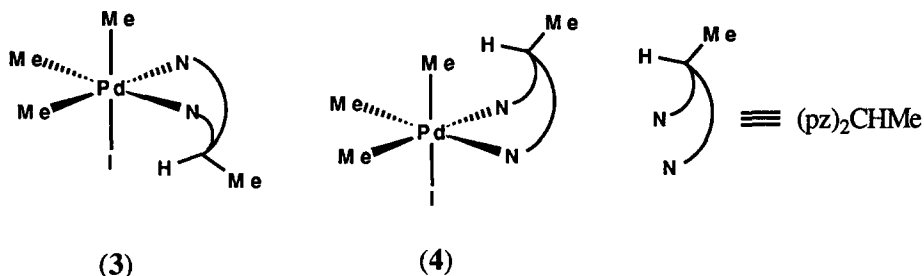
The first examples of fluoro, pseudohalogeno and carbonylatopalladium(IV) complexes have been prepared by exchange of the bromo ligand in $[\text{PdBrMe}_2(\text{CH}_2\text{Ph})(\text{bpy})]$ on addition of a silver salt, or silver nitrate and the appropriate anion. The complexes, $[\text{PdXMe}_2(\text{CH}_2\text{Ph})(\text{bpy})]$

(X = F, Cl, Br, N₃, SCN, OCN, SeCN, O₂CPh, O₂CCF₃), were subsequently employed in a study of the effect of groups X on selective reductive elimination of ethane from the Pd(IV) centre [1].

Low temperature (−5°C) ¹H NMR spectroscopic studies of the oxidative addition of phenacylbromides with [PdMe₂(L₂)] (L₂ = bpy, phen) indicated the initial formation of the cations [PdMe₂(CH₂COAr-C,O)(L₂)] (1), stabilised *via* an intramolecularly coordinated phenacyl group, prior to the formation of the final neutral product *fac*-[PdBrMe₂(CH₂COAr)(L₂)] (Ar = Ph, *p*-C₆H₄Br); the structure of *fac*-[PdBrMe₂(CH₂COPh)(bpy)] (2) was also determined [2].



Low temperature ¹H NMR spectroscopic studies have also revealed that oxidative addition of MeI to [PdMe₂{(pz)₂CHMe-*N,N'*}] (pz = L₂ = pyrazol-1-yl) affords the Pd(IV) complex [PdIme₃(L₂)]. Although two configurations (3) and (4) are possible from *trans* addition of MeI, only (3) was observed as indicated by the large downfield shift of the methine bridgehead proton adjacent to the iodine atom [3].



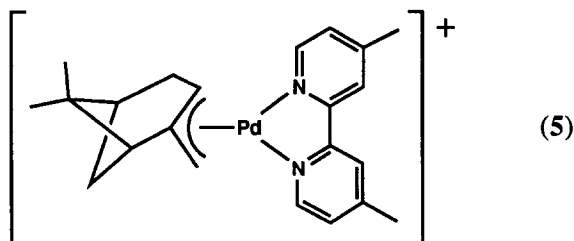
9.2 PALLADIUM(II)

9.2.1 Complexes with phosphine donor ligands

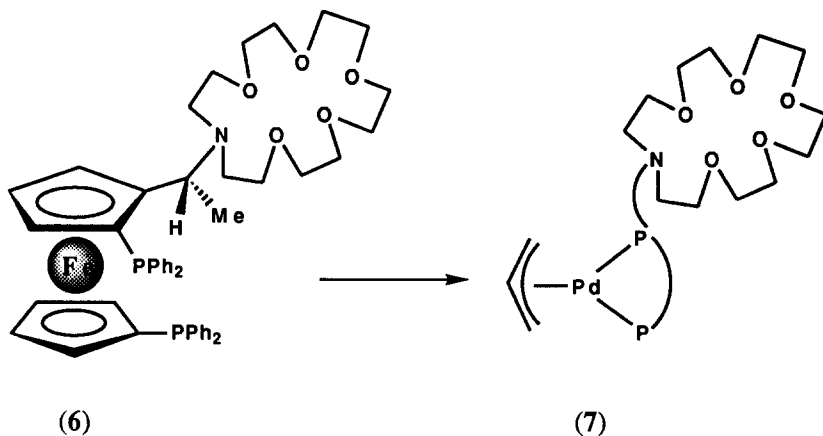
The preparation of the neutral phosphine complexes [PdClMe(L₂)] [L₂ = dppe, dppp, dppb and dppf] and the ionic complexes [PdMe(MeCN)(L₂)]SO₃CF₃ was reported [4]; the rate of insertion of CO into the Pd-Me bond of the complexes was investigated as a function of the

ligand. In a related study, the insertion of alkenes into the Pd-acetyl bonds of $[\text{Pd}\{\text{C}(\text{O})\text{Me}\}\text{Cl}(\text{dppp})]$ and $[\text{Pd}\{\text{C}(\text{O})\text{Me}\}(\text{L}_2)\text{L}']\text{SO}_3\text{CF}_3$ ($\text{L}_2 = \text{dppe}, \text{dppp}, \text{dppb}$; $\text{L}' = \text{MeCN}, \text{PPh}_3$) as a function of the ligand, the anion and the alkene was explored [5].

The solution state structure of $[\text{Pd}(\eta^3\text{-C}_{10}\text{H}_{15})\{\text{S}(-)\text{BINAP}\}]\text{SO}_3\text{CF}_3$ based on ^1H -2D NOESY and molecular modelling calculations has been presented, and the solid state structure for the model β -pinene allyl complex $[\text{Pd}(\eta^3\text{-C}_{10}\text{H}_{15})(4,4'\text{-dimethylbipyridine})](\text{SO}_3\text{CF}_3)$ (**5**) has been determined by an X-ray diffraction study [6].

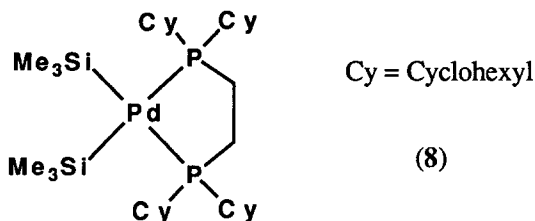


A range of chiral ferrocenylphosphine ligands modified by monoaza or diaza crown ethers was synthesised, *eg* (**6**). Reaction of (**6**) with di- μ -chlorobis(π -allyl)dipalladium(II) produced the π -allylpalladium(II) complex (**7**) chelated by both phosphorus atoms, leaving the crown ether free. NOE studies on this complex suggested that the aza crown ether group is located at a position suitable to interact with incoming nucleophiles [7].

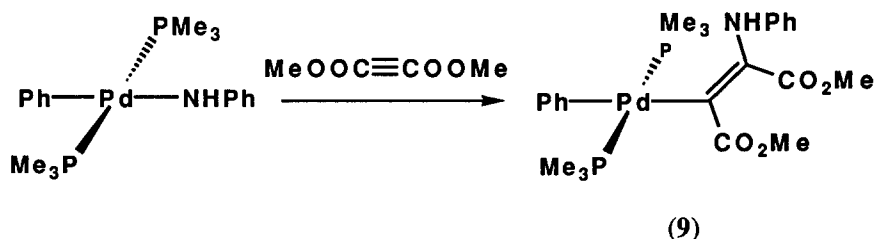


The reaction of $\text{Pd}(0)$ complexes $[\text{Pd}(\text{styrene})\text{L}_2]$ ($\text{L} = \text{PMe}_3, \text{PMe}_2\text{Ph}, \text{PMePh}_2$) with allylic carbonates to afford cationic (π -allylic)palladium complexes possessing alkyl carbonate anions, $[\text{Pd}(\pi\text{-allyl})(\text{L}_2)][\text{OCOOR}]$, was reported. The structure of the hydrolysis product $[\text{Pd}(\eta^3\text{-2Me-C}_3\text{H}_4)(\text{PMe}_3)_2][\text{OCOOH}]$ was determined from an X-ray analysis [8].

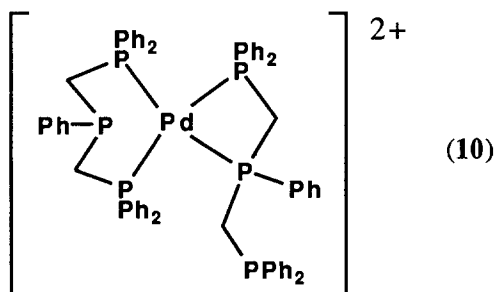
Stable *cis*-bis(silyl)palladium complexes, *eg.* (**8**), were prepared from the direct reaction of hydrosilanes or 1,2-dihydrosilanes with the dinuclear palladium(I) hydrido complex $[\text{Pd}(\mu\text{-H})(\text{dcpe})]_2$ [9].



Insertion of dimethyl acetylenedicarboxylate into the P-N bond of *trans*-[Pd{C₆H₄C(H)=NPh}(NHPh)(PMe₃)₂] and *trans*-[Pd(Ph)(NHPh)(PMe₃)₂] was found to give *cis*- and *trans*-[Pd{(MeOOC)C=C(COOMe)(NHPh)}{C₆H₄C(H)=NPh}(PMe₃)₂] and *trans*-[Pd{(MeOOC)C=C(COOMe)(NHPh)}(Ph)(PMe₃)₂] (9) [10].

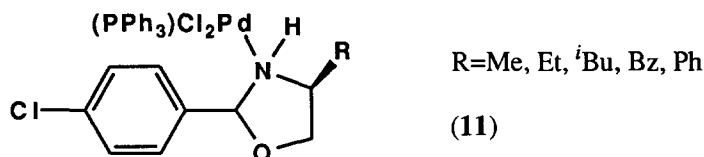


The complexes *trans*-[Pd(C₇H₁₁)₂(L)₂] (L = PPh₃, MeCN) have been prepared from the corresponding dihalopalladium(II) salts and 1-lithio-undecafluoro-bicyclo[2,2,1]-heptane. The stability of the Pd-C bond was assessed by examining the reactivity with dilute HCl, NaOH, H₂, O₂ and air [11]. Treatment of [Pd(NCPh)₂Cl₂] with 2 equivalents of dpmp and [NH₄][PF₆] yields [Pd(dpmp)₂](PF₆)₂ (10), the structure of which was solved by a single crystal X-ray diffraction study [12]. Complex (10) reacts with [Ir(CO)Cl(EPh₃)₂] (E = As, P) to form heterodimetallic cations with luminescent properties.

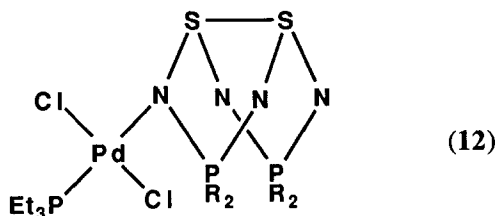


A series of optically active complexes of the type *trans*-[PdCl₂(PPh₃)(oxazolidine)] (11) has been reported [13]. The synthesis involves metal promoted cyclisation of the optically active

Schiff's bases $p\text{-ClC}_6\text{H}_4\text{CH}=\text{NCH(R)CH}_2\text{OH}$, and proceeds in high chemical and optical yield (de's 78 - 96 %).

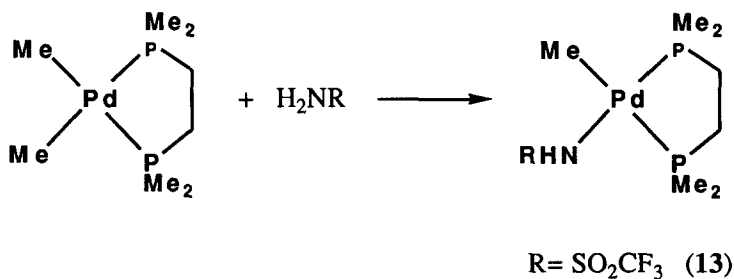


The reaction of the diphosphadithiatetrayocenes $1,5\text{-R}_4\text{P}_2\text{N}_4\text{S}_2$ with $[\text{PdCl}_2(\text{PET}_3)_2]$ in a 2:1 molar ratio produces the 1:1 adducts *trans*- $[\text{PdCl}_2(\text{PET}_3)(\text{R}_4\text{P}_2\text{N}_4\text{S}_2)]$ (R = Me, Et) (12) in which the $\text{P}_2\text{N}_4\text{S}_2$ ligand is bound to palladium *via* nitrogen [14].



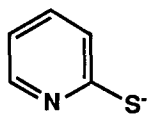
Pyrazolato-bridged dinuclear complexes of the type $[\text{Pd}_2\text{X}_2(\mu\text{-L})(\text{PR}_3)_2]$ (L = pyrazolato, 3,5-dimethylpyrazolato; X = Cl, Br, I; $\text{PR}_3 = \text{PBu}_3, \text{PMe}_2\text{Ph}$) have been prepared, and the structure of $[\text{Pd}_2\text{Cl}_2(\mu\text{-L})(\text{PMe}_2\text{Ph})_2]$ (L = 3,5-dimethylpyrazolato) determined by single crystal X-ray diffraction [15]. Interestingly, the polydentate pyrazolyl donor ligand $[\text{HB}(3\text{-}i\text{Bu-pyrazolyl})_3]$ reacts with $[\text{Pd}(\text{Ph})(\text{Br})(\text{PMe}_3)_2]$ to afford a complex in which the ligand adopts a monohapto coordination mode in the solid and solution state [16].

Reaction of amides (RCONH_2 and $\text{CF}_3\text{SO}_2\text{NH}_2$) with $[\text{PdMe}_2(\text{L}_2)]$ ($\text{L}_2 = 2\text{PEt}_3, \text{dcpe}, \text{dmpe}$) to yield new complexes containing palladium-amido nitrogen bonds has been reported [17], *eg.* (13).

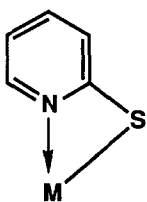


The potentially didentate N/S-donor ligand (14) has been employed to prepare a range of mononuclear complexes exhibiting various coordination modes, including chelation (15), S-

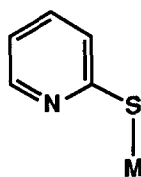
unidentate (16) and exchange between the two. The solution state behaviour of the complexes was examined by ^1H and $^{31}\text{P}\{^1\text{H}\}$ NMR spectroscopies, and the solid state structure of $[\text{PdCl}(\text{pyS})(\text{PPh}_3)]$ (py = 2-pyridyl) determined [18].



(14)

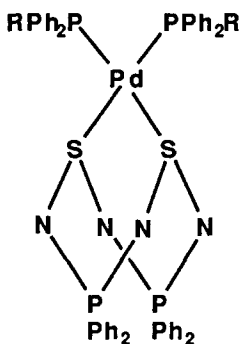


(15)

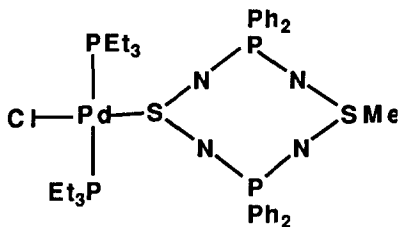


(16)

The preparation of $[\text{Pd}(\text{PPh}_3)_2(1,5\text{-Ph}_4\text{P}_2\text{N}_4\text{S}_2)]$ and $[\text{Pd}(\text{PPh}_2\text{Me})_2(1,5\text{-R}_4\text{P}_2\text{N}_4\text{S}_2)]$ (R = Ph, Et) from $[\text{Pd}(\text{L})_4]$ (L = PPh_3 or PPh_2Me) and 1,5- $\text{R}_4\text{P}_2\text{N}_4\text{S}_2$ has been reported [19]. The heterocyclic ligand in these complexes is bonded to palladium in an $\eta^2\text{-S,S'}$ fashion (17). Mild heating of the monomers, in the solution or solid state, affords the dimers $[\text{Pd}(\text{PPh}_2\text{R})(1,5\text{-R}_4\text{P}_2\text{N}_4\text{S}_2)]_2$ (R = R' = Ph; R' = Me, R = Ph, Et). Reaction of the anion $\text{Ph}_4\text{P}_2\text{N}_4\text{S}_2\text{Me}^-$ with *cis*- or *trans*- $[\text{PdCl}_2(\text{PEt}_3)_2]$ gives the complex $[\text{PdCl}(\text{PEt}_3)_2(\text{Ph}_4\text{P}_2\text{N}_4\text{S}_2\text{Me})]$ (18), exhibiting a Pd-S σ -bond [20].



(17)



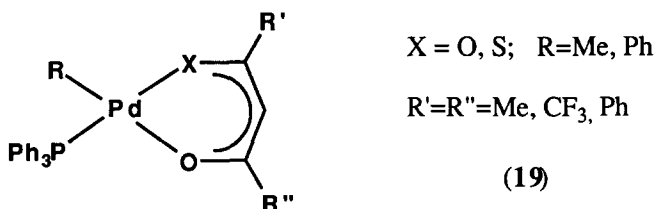
(18)

The mononuclear complex $[\text{Pd}(\text{SR})_2(\text{dppe})]$ (R = $\text{C}_5\text{H}_9\text{NMe}$) is formed on reaction of $[\text{PdCl}_2(\text{dppe})]$ with NaSR (R = 4-mercapto-1-methylpiperidine). Subsequent reaction with further $[\text{PdCl}_2(\text{dppe})]$ produced the dimeric cationic complex $[\text{Pd}(\mu\text{-SR})(\text{dppe})]_2^{2+}$. The single crystal X-ray structures of the monomer and dimer were reported [21]. Similar dinuclear palladium(II) complexes of the form $[\text{PdCl}(\mu\text{-EAr})(\text{PR}_3)]_2$ (E = S, Se, Te; Ar = Ph, *p*- $\text{C}_6\text{H}_4\text{OMe}$, *p*- $\text{C}_6\text{H}_4\text{OEt}$; $\text{PR}_3 = \text{PBu}_3, \text{PMe}_2\text{Ph}$) have also been prepared and characterised [22].

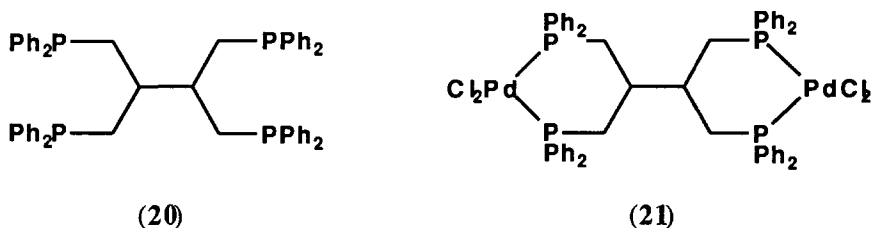
Two series of μ -hydroxy-bridged complexes $[\text{Pd}(\mu\text{-OH})\text{L}_2](\text{BF}_4)_2$ (L = $\text{PPh}_3, \text{PPh}_2\text{Me}$) and $[\text{Pd}(\mu\text{-OH})(\text{L-L})]_2(\text{BF}_4)_2$ (L-L = dppe, dcpe) have been synthesised by treating the corresponding dichloropalladium(II) phosphine complexes with AgBF_4 in aqueous acetone

solution [23]. Reaction of $[\text{PdCl}_2(\text{L}_2)]$ ($\text{L}_2 = \text{dppm}, \text{dppe}, \text{dppp}$) with methyltriflate affords the triflate complexes $[\text{Pd}(\text{OTf})_2(\text{L}_2)]$ [24].

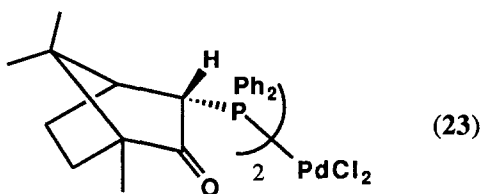
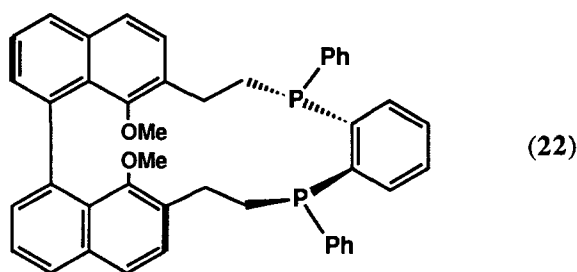
The preparation of methyl and phenyl complexes of the general formula $[\text{PdR}(\beta\text{-dik})(\text{PPh}_3)]$ (19) ($\text{R} = \text{Me}, \text{Ph}$; $\beta\text{-dik} = \beta\text{-diketonato}$ or $\text{monothio-}\beta\text{-diketonato}$) and insertion of CO into the Pd-C bond to form the corresponding acyl complexes has been reported [25].



The tetra-tertiary phosphine (20) has been prepared, and reacts to form complexes $[\text{CH}(\text{CH}_2\text{PPh}_2)_2\text{PdX}_2]$ (21) ($\text{X} = \text{Cl}, \text{Br}, \text{I}$) [26]. The coordination mode was confirmed by a single crystal X-ray diffraction study on $[\text{CH}(\text{CH}_2\text{PPh}_2)_2\text{PdCl}_2]$.

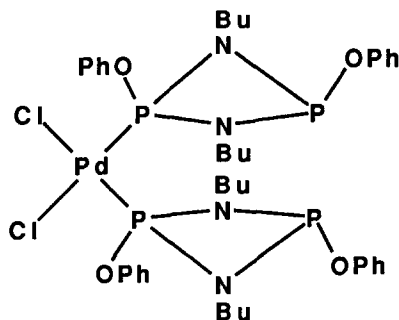


A series of 16- and 18-membered diphospha-macrocycles has been synthesised, *eg.* (22), and their coordination chemistry with $[\text{PdCl}_2(\text{MeCN})_2]$ studied [27].

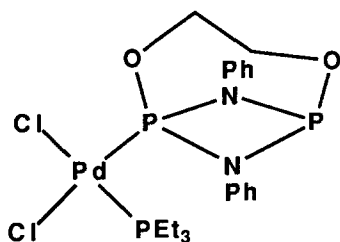


Reaction of *endo*-3-diphenylphosphino-(1*R*)-(+)-camphor with $[\text{PdCl}_2(\text{NCPh})_2]$ affords $[\text{PdCl}_2(\text{L})_2]$ (**23**) as a *cis-trans* mixture in solution. The *X*-ray crystal structure of the *cis*- form has been determined [28].

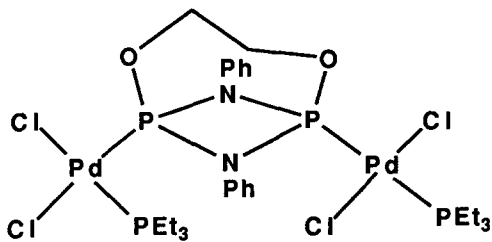
Reaction of the cyclodiphosphazane *cis*-[*t*BuNP(OPh)]₂ (**L**) with $[\text{PdCl}_2(\text{COD})]$ affords mononuclear complexes *cis/trans*- $[\text{PdCl}_2\text{L}_2]$ in which the cyclodiphosphazane acts as a monodentate ligand through phosphorus (**24**) [29]. Bicyclodiphosphazenes react with $[\text{Pd}_2\text{Cl}_4(\text{PEt}_3)_2]$ to yield mononuclear (**25**) and dinuclear (**26**) complexes in which the ligand is bound through P in monodentate or bridging didentate fashion [30].



(24)



(25)

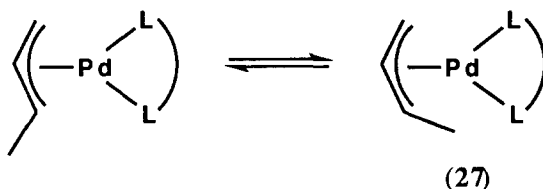


(26)

9.2.2 Complexes with nitrogen donor ligands

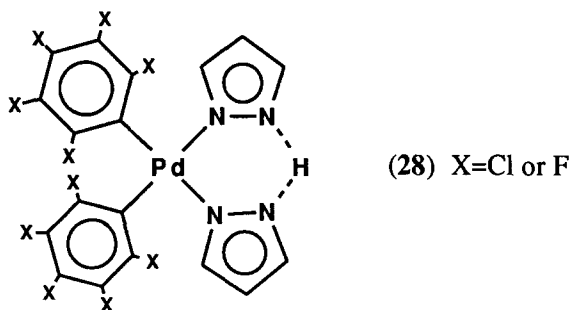
The diorganomercurial $[\text{HgR}_2]$ ($\text{R} = \text{C}_6\text{H}(\text{CHO})\text{-6-(OMe)}_3\text{-2,3,4}$) reacts with $[\text{Pd}_2\text{Cl}_6]^{2+}$ or $[\text{PdCl}_4]^{2-}$ to give an aqueous solution containing the dinuclear complex $[\text{PdRCl}(\mu\text{-Cl})]_2$. Addition of bpy or phen to this solution leads to isolation of the complexes $[\text{PdRCl}(\text{bpy})]$ and $[\text{PdRCl}(\text{phen})]$, and from dichloromethane extracts the cyclometallated complex $[\text{Pd}(\eta^2\text{-R})(\mu\text{-Cl})_2]$ containing the rearranged ligand $\text{R}' = \text{C}_6\text{H}(\text{CHO})\text{-2-(OMe)}_3\text{-3,4,5}$ can be isolated. Addition of bpy or phen to this complex affords $[\text{PdR}'\text{Cl}(\text{bpy})]$ and $[\text{PdR}'\text{Cl}(\text{phen})]$. Reaction of these monoorgano-halogeno complexes with a variety of silver(I) salts produced a range of cations [31].

The synthesis of cationic η^3 -palladium(II) cations containing a range of 2,9-disubstituted 1,10-phenanthrolines (L), $[\text{Pd}(\eta^3\text{-2-Butenyl})(\text{L})]^+$ has been reported. The proportion of molecules exhibiting the allyl unit in an *anti* configuration (27) was determined as a function of the phenanthroline substituent [32].



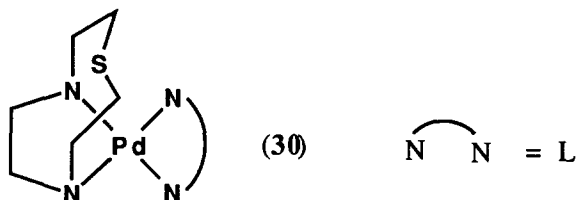
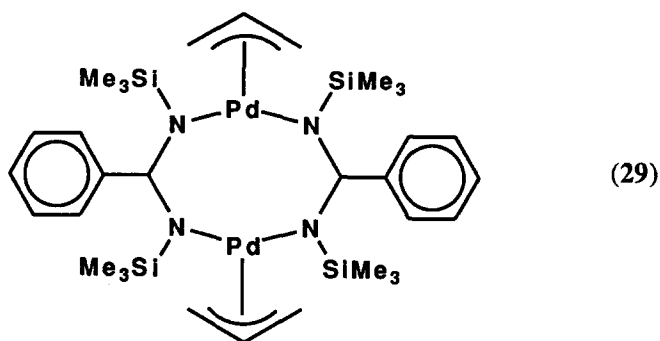
A series of benzylpalladium complexes $[\text{PdX}(\text{CH}_2\text{Ph})(\text{bpy})]$ ($\text{X} = \text{Br}, \text{N}_3, \text{SCN}$ and O_2CPh) has been prepared by reductive elimination from the corresponding $\text{Pd}(\text{IV})$ complexes $[\text{PdXMe}_2(\text{CH}_2\text{Ph})(\text{bpy})]$. Reductive elimination from analogous $\text{Pd}(\text{IV})$ centres with $\text{X} = \text{F}, \text{Cl}, \text{I}, \text{OCN}, \text{SeCN}, \text{O}_2\text{CCF}_3$ gave a 9:1 mixture of $[\text{PdX}(\text{CH}_2\text{Ph})(\text{bpy})]$ and $[\text{PdXMe}(\text{bpy})]$. The crystal structure of $[\text{PdN}_3(\text{CH}_2\text{Ph})(\text{bpy})]$ was determined [33].

The reaction of $[\text{PdR}_2(\text{PhCN})_2]$ ($\text{R} = \text{C}_6\text{F}_5, \text{C}_6\text{Cl}_5$) and $[\{\text{Pd}(\text{C}_6\text{F}_5)_2(\mu\text{-Cl})\}_2]^{2-}$ with L-H ($\text{L-H} = \text{pyrazole}$ or 3,5-dimethylpyrazole) gives complexes of the form $[\text{PdR}_2(\text{L-H})_2]$ and $[\text{Pd}(\text{C}_6\text{F}_5)_2\text{Cl}(\text{L-H})]^-$. Treatment of $[\text{PdR}_2(\text{L-H})_2]$ ($\text{R} = \text{C}_6\text{F}_5, \text{C}_6\text{Cl}_5$; $\text{L-H} = \text{pyrazole}$) with NBu_4OH leads to the formation of the pyrazole-pyrazolato complexes $[\text{PdR}_2(\text{L})(\text{L-H})]^-$, exhibiting identical pyrazolyl rings (28), as determined by IR and NMR spectroscopy and an X-ray diffraction study of (28) ($\text{X} = \text{F}$) [34].



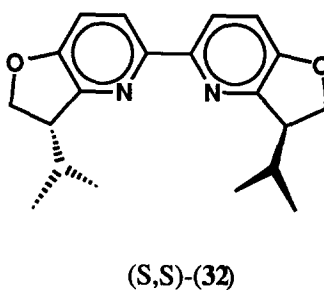
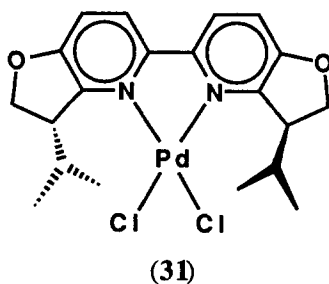
The dimeric complex $[\text{Pd}(\eta^3\text{-C}_3\text{H}_5)\{\text{PhC}(\text{NSiMe}_3)_2\}]_2$ (29) has been prepared from the reaction of $[\text{Pd}(\eta^3\text{-C}_5\text{H}_5)\text{Cl}]_2$ with $\text{Li}[\text{PhC}(\text{NSiMe}_3)_2]$. Under controlled hydrolysis (29) yields the benzamidinate bridged dimer $[\text{Pd}(\eta^3\text{-C}_3\text{H}_5)\{\text{PhC}(\text{NH})_2\}]_2$, whose solid state structure has been determined [35].

Palladium(II) complexes $[\text{Pd}(\text{L})_2]\text{Cl}_2 \cdot \text{H}_2\text{O}$ and $[\text{Pd}_3(\text{L})_4\text{Cl}_2]\text{Cl}_4 \cdot \text{H}_2\text{O}$ ($\text{L} = 1\text{-thia-4,7-diazacyclononane}$) have been prepared and characterised by X-ray crystallography. The mononuclear complex $[\text{Pd}(\text{L})_2]\text{Cl}_2 \cdot \text{H}_2\text{O}$ (30) is coordinated by the N-donor atoms of the ligand, while the trinuclear species consists of a central $[\text{Pd}(\text{L})_2]^{2+}$ unit bridged *via exo* coordination of its thioether groups to two $[\text{Pd}(\text{L})\text{Cl}]^+$ fragments [36].



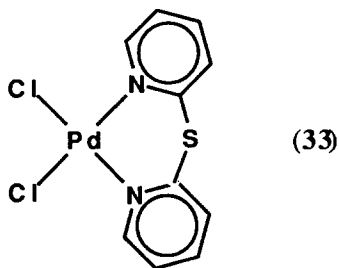
A series of palladium phenoxide complexes $[\text{Pd}(\text{OPh})_2\text{L}_2]$ [$\text{L}_2 = \text{tmed}$, (pyrrolidine) $_2$, (N-methylpyrrolidine) $_2$] and $[\text{Pd}(\text{OPh})\{\text{C}_6\text{H}_3(\text{CH}_2\text{NMe}_2)_2\text{-2,6}\}]$ has been synthesised, with characterisation paying particular attention to the role of both N-H---O and O-H---O hydrogen bonding in the resulting structures. The single crystal X-ray structures of the complexes $[\text{Pd}(\text{OPh})_2(\text{pyrrolidine})_2]$ and $[\text{Pd}(\text{OPh})(\text{NCN})]$ were determined [37].

The palladium(II) complex (31) was prepared from the optically active, 2,2'-bipyridyl ligand (*S,S*)-(32). Coordination of the ligand *via* both pyridyl nitrogens was indicated by NMR spectroscopic and FAB MS evidence [38].

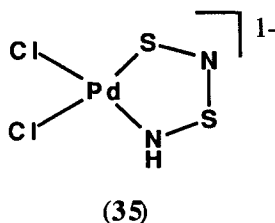
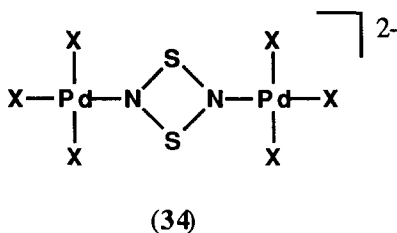


A single crystal X-ray structure analysis of $[\text{PdCl}_2(\text{bpy})]$ has shown the planar $[\text{PdCl}_2(\text{bpy})]$ units to be stacked in columns along the *c* direction [39]. The synthesis and characterisation of three series of *cis*-dichloropalladium complexes containing 4,4'-disubstituted bipyridyl ligands has been reported [40].

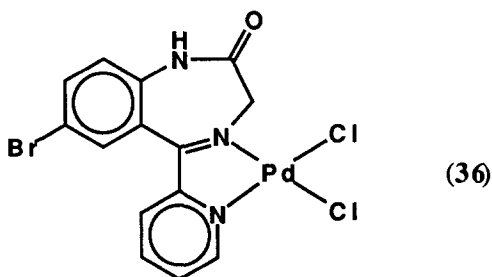
The di-2-pyridyl sulfide (dps) containing complexes $[\text{PdCl}_2(\text{dps})]$ (33) and $[\text{Pd}(\text{MeOdiene})\text{Cl}(\text{dps})]$ (MeOdiene = $\text{MeOC}_8\text{H}_{12}$, $\text{MeOC}_{10}\text{H}_{12}$) have been synthesised by reaction of dps with $[\text{PdCl}_2(\text{diene})]$ and $[\text{Pd}(\text{MeOdiene})(\mu\text{-Cl})_2]$ respectively. The reaction of dps with the anions $[\text{Pd}(\text{diene})(\text{acetone})_2]\text{X}_2$ and $[\text{Pd}(\text{MeOdiene})(\text{acetone})_2]\text{X}$ has also been explored. The dynamic behaviour of some of the complexes in solution was studied by NMR spectroscopy [41].



The compound S_4N_4 reacts with $[\text{PPh}_4]_2[\text{Pd}_2\text{X}_6]$ ($\text{X} = \text{Cl}, \text{Br}$) to give a mixture of $[\text{PPh}_4]_2[\text{Pd}_2(\mu\text{-S}_2\text{N}_2)\text{X}_6]$ (34), $[\text{PPh}_4]_2[\text{Pd}_2(\mu\text{-S}_3\text{N}_2)\text{X}_4]$ and $[\text{PPh}_4]_2[\text{Pd}(\mu\text{-S}_2\text{N}_2\text{H})\text{X}_2]$ (35). The single crystal X-ray structures of (34) ($\text{X} = \text{Cl}, \text{Br}$) and (35) were reported [42].

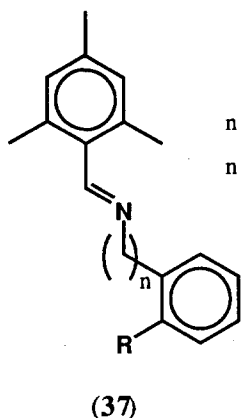


The dichloropalladium(II) complex of bromazepam (36) has been prepared, and its structure determined. The kinetics of displacement of bound bromazepam by 1,10-phenanthroline and 2,2'-bipyridine have been studied by stopped-flow spectrophotometry [43]. The kinetics of the substitution reaction between anions $\text{S}_2\text{O}_3^{2-}$, SCN^- , Br^- , I^- and the palladium(II) complex $[\text{Pd}(\text{N-N-N})\text{X}]^+$ ($\text{N-N-N} = \text{N-alkyl-diethylene-triamine}$) has also been investigated [44].

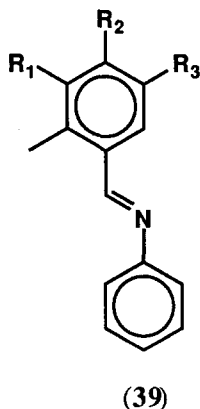
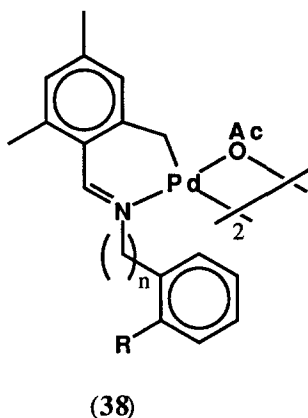


9.2.3 Cyclometallation Complexes

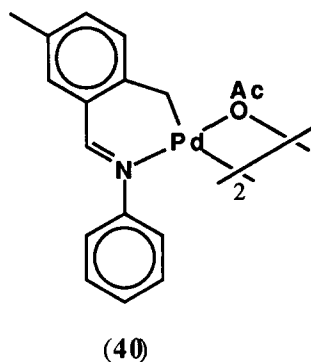
Reaction of the imines (37) with $\text{Pd}(\text{OAc})_2$ in refluxing acetic acid affords cyclometallated complexes containing an aliphatic M-C bond (38) in preference to metallacycles with an aromatic M-C bond. Compounds of the latter type were obtained, however, from (37: $n = 1$) and $\text{Pd}(\text{OAc})_2$ under milder conditions, but isomerise to (38: $n = 1$) in refluxing acetic acid. Cyclometallated complexes containing an aromatic M-C bond were also obtained from the action of $\text{Pd}(\text{OAc})_2$ on (39a,b), but (39c), under identical conditions, gave a cyclopalladated species possessing an aliphatic M-C bond (40) [45]. In a separate report, the crystal structure of (41) was determined [46].



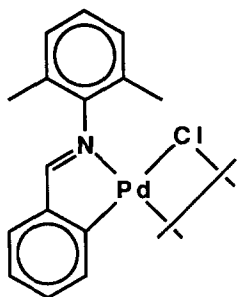
$n = 0, 1, 2$; $R = \text{H}$
 $n = 1$; $R = \text{Me}$



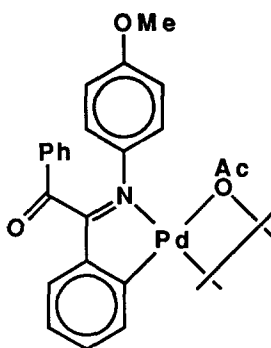
a : $R_1 = \text{H}$; $R_2 = \text{Me}$; $R_3 = \text{H}$
 b : $R_1 = \text{Me}$; $R_2 = \text{MeO}$; $R_3 = \text{H}$
 c : $R_1 = R_2 = \text{H}$; $R_3 = \text{Me}$



The reaction of $[\text{Pd}(\text{OAc})_2]$ with *N*-(4-methoxyphenol)- α -benzoylbenzylideneamine has been reported to give two different acetate bridged, orthopalladated complexes (42). The two diastereoisomeric complexes differed only in the dihedral angle between the $\text{PhC}=\text{O}$ and $\text{PhC}=\text{N}$ planes, as established from *X*-ray diffraction data [47].

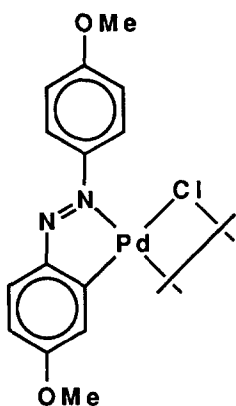


(41)

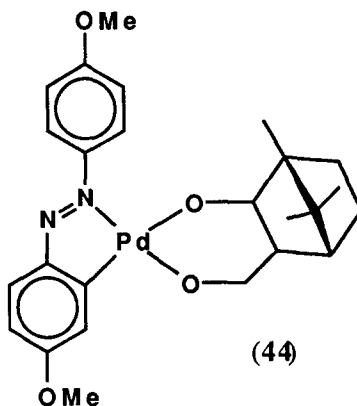


(42)

Reaction of chloro-bridged cyclopalladated complexes, *eg.* (43), and the optically pure salt $K[(R)-(+)\text{-hydroxymethylene camphor}]$ gave the corresponding monomers (44). Circular dichroism data indicate diastereoisomeric mixtures consisting of two complexes with the 7,7'-dimethyl bridge being above or below the palladium coordination plane [48].

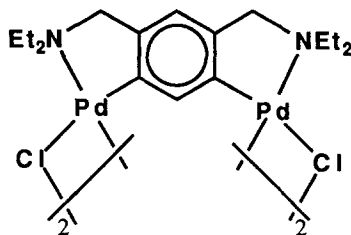


(43)



(44)

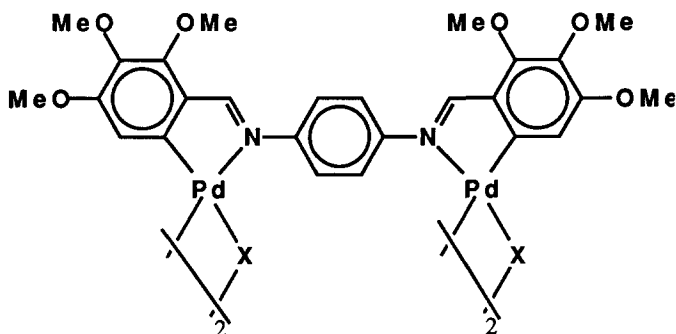
Doubly cyclopalladated complexes derived from 1,3-disubstituted phenyl-amines and -imines have been prepared. Metallation in both cases occurs with regio-specificity at the 4,6-phenyl positions (45) [49,50]. Bridged splitting reactions of (45) with a variety of reagents was reported [49].



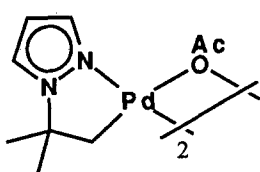
(45)

Treatment of 1,4-phenyl-*bis*(benzylidene amine) ligands with either $\text{Pd}(\text{OAc})_2$ followed by NaX ($\text{X} = \text{Cl}, \text{Br}$), or PdCl_2 followed by LiBr , afforded the tetranuclear complexes (46). The single crystal X-ray structure of (46) ($\text{R} = \text{Cl}$) was determined [51].

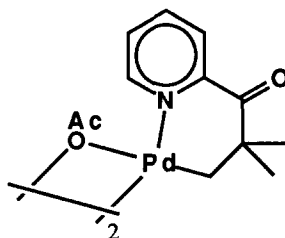
The preparation of $[\text{Pd}(\text{bpyMe-H})(\text{H}_2\text{O})_2]^{2+}$ ($\text{bpyMe-H} = 1\text{-methyl-2,2'-bipyridin-3-yl-ium}$), $[\text{Pd}(\text{bpyMe-H})(\text{ON}_2\text{O})_2]$ and $[\text{Pd}(\text{bpyMe-H})(\text{H}_2\text{O})(\text{ON}_2\text{O})]\text{ClO}_4$ has been reported [52]. For 3-aryl-1-methylpyrazoles, cyclopalladated complexes possessing an aryl M-C bond were synthesised [53], whilst di- and tri-nuclear cyclometallated species containing an alkyl M-C bond could be prepared from 1-*t*Bu-pyrazole and $\text{Pd}(\text{OAc})_2$ (47) [54]. The reaction of 2-pivaloylpyridine and $\text{Pd}(\text{OAc})_2$ also gives a cyclometallated species containing an alkyl M-C bond (48) [55].



(46) $\text{X} = \text{Cl}, \text{Br}$

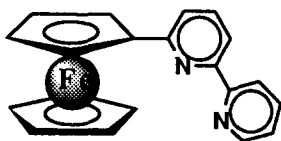


(47)

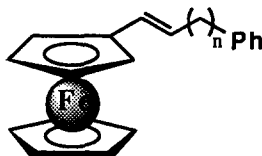


(48)

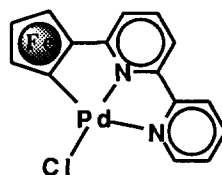
Ferrocenyl based *N*-donor ligands have also been employed in cyclopalladation reactions. Thus, reaction of ligands such as (49) with $[\text{PdCl}_2(\text{cod})]$ [56] or (50) with $\text{Na}[\text{CH}_3\text{CO}_2]/\text{Na}[\text{PdCl}_2]$ [57] affords cyclometallated products in which a Pd-C bond is formed to the cyclopentadienyl ring. The single crystal X-ray structure of (51) was reported [56].



(49)

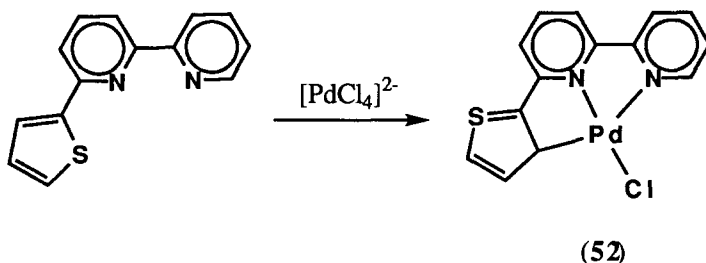


(50) $n=1, 2$

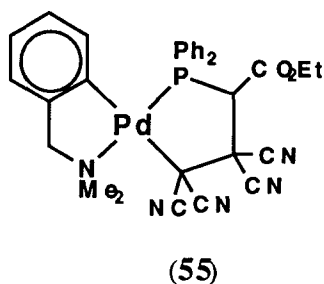
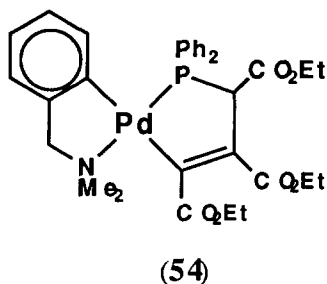
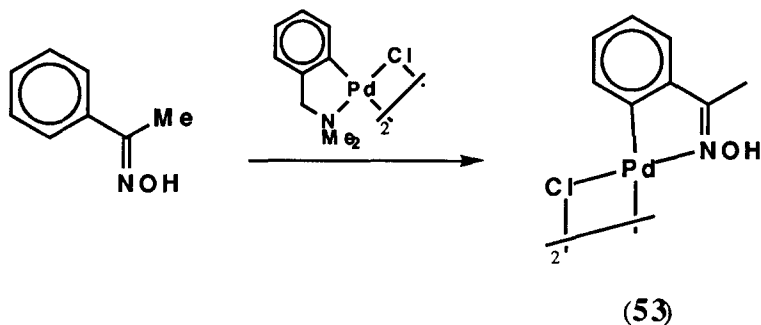


(51)

The potentially *N,S*-didentate ligand 2-(2'-thienyl)pyridine and the *N,N',S*-tridentate ligand 6-(2-thienyl)-2,2'-bipyridine react with $\text{Pd}(\text{OAc})_2$ or $[\text{PdCl}_4]^{2-}$, respectively, to give complexes in which the thienyl ring is metallated at the 3-position, *eg.* (52) [58,59]. However, under mild conditions, the tridentate ligand yields a non-metallated product [59].



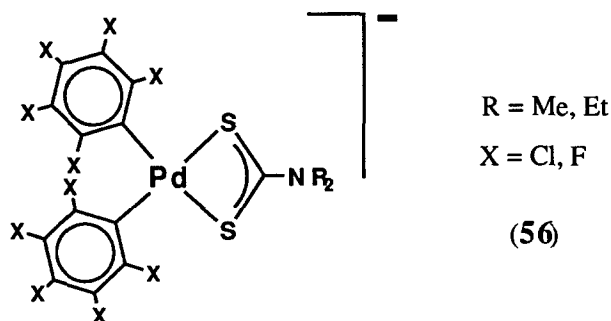
In an interesting report, a series of *ortho*-palladated complexes $[\text{PdCl}\{\text{C}_6\text{H}_4(\text{CR}=\text{NOH})-2\}]_2$ ($\text{R} = \text{H}, \text{Me}, \text{Et}, \text{Ph}$) was prepared *via* ligand-exchange reactions between acyl oximes and cyclopalladated complexes of *N,N*-dimethylbenzylamine, {(dimethylamino)methyl}ferrocene or benzophenone oxime [60]. An example is the preparation of (53) from $\text{C}_6\text{H}_5(\text{CMe}=\text{NOH})-2$ and $[\text{PdCl}\{\text{C}_6\text{H}_4(\text{CH}_2\text{NMe}_2)-2\}]_2$. The metallated dimers were subsequently converted into monomers by reaction with a variety of pyridines, and the *X*-ray crystal structures of four such derivatives of (53) were elucidated [60].



The reaction of the palladium enolate complex $[\text{Pd}(o\text{-C}_6\text{H}_4\text{CH}_2\text{NMe}_2)(\text{Ph}_2\text{PCH}=\text{C}(\text{O})\text{Et})]$ with $\text{Me}_2\text{OCC}\equiv\text{CCO}_2\text{Me}$ and $(\text{NC})_2\text{C}=\text{C}(\text{CN})_2$ has been reported to give the alkenyl complex (54) and the alkyl complex (55) [61].

9.2.4 Complexes with sulfur donor ligands

The reaction of phenylglyoxylic acid with $\text{Pd}(\text{OAc})_2$ in the presence of Bu_2S gave the dinuclear oxalate bridged complex $[\{\text{Pd}(\text{Ph})(\text{Bu}_2\text{S})\}_2(\mu\text{-C}_2\text{O}_4)]$ [62]. The hydroxo-complexes $[\text{NBu}_4]_2[\{\text{Pd}(\text{C}_6\text{X}_5)_2(\mu\text{-OH})\}_2]$ ($\text{X} = \text{Cl}, \text{F}$) react with amines in the presence of carbon disulfide to give the corresponding dithiocarbamate complexes (56). Structural assignment was based on conductance measurements and spectroscopic methods (IR, ^1H and ^{19}F NMR) [63].

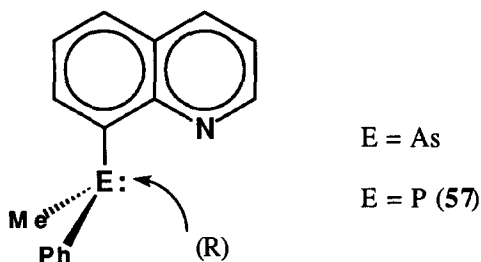


The kinetics of complex formation between $\text{Pd}(\text{H}_2\text{O}_4)^{2+}$ and the thioethers Me_2S , Et_2S , 1,4-dithione and 1,4-thionane have been investigated as a function of temperature and pressure by use of stopped-flow and conventional spectrophotometry [64].

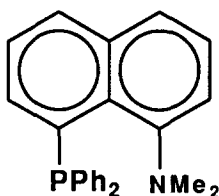
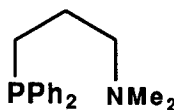
The synthesis and spectroscopic characterisation of $[\text{Pd}\{\text{Te}(\text{CH}_2)_4\}_2\text{X}_2]$ ($\text{X} = \text{Cl}, \text{Br}, \text{I}$) has been reported. The complexes adopt a *trans*-configuration, and the structure of *trans*- $[\text{Pd}\{\text{Te}(\text{CH}_2)_4\}_2\text{Cl}_2]$ was confirmed by an X-ray analysis [65].

9.2.5 Complexes with mixed donor ligands

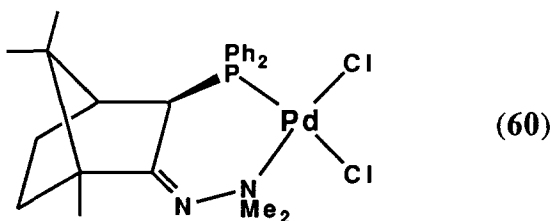
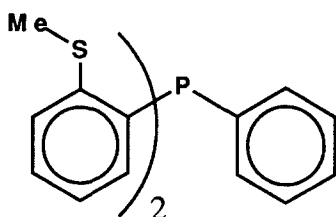
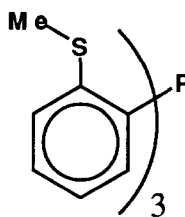
The preparation of square-planar and square-pyramidal palladium(II) complexes $[\text{Pd}(\text{L})_2](\text{PF}_6)_2$ and $[\text{PdCl}(\text{L})_2]\text{X}$ ($\text{L} = (\pm)\text{-methylphenyl(8-quinolyl)arsine}$, $(\pm)\text{-methylphenyl(8-quinolyl)phosphine}$ (57); $\text{X} = \text{Cl}, \text{PF}_6$) has been reported. Complexes were prepared in enantiomerically and diastereomerically homogeneous forms, and their behaviour in solution has been studied by variable temperature NMR spectroscopy [66].



Using the mixed *P,N*-donor ligands *PAN* (**58**) and *PC₃N* (**59**) the synthesis of a range of palladium(II) complexes has been described: $[\text{PdCl}_2(\text{PAN})]$, $[\text{PdCl}_2(\text{PAN})_2]$, $[\text{PdMe}(\text{PAN})]\text{Y}$ ($\text{Y}^- = \text{Cl}^-, \text{SO}_3\text{CF}_3^-, \text{BF}_4^-$), $[\text{PdMe}(\text{PAN})(\text{MeCN})]\text{Y}$ ($\text{Y}^- = \text{SO}_3\text{CF}_3^-, \text{BF}_4^-$), $[\text{PdMeCl}(\text{PC}_3\text{N})]$ and $[\text{PdMe}(\text{PC}_3\text{N})(\text{MeCN})](\text{SO}_3\text{CF}_3)$. Investigations on these complexes focused mainly on the carbonylation of the M-C bond, and for $[\text{PdCl}_2(\text{PAN})_2]$ and $[\text{PdMeCl}(\text{PAN})]$ single crystal X-ray structure determinations were carried out [67].

PAN (**58**)PC₃N (**59**)

Treatment of the *Z-exo*-phosphine $\text{PPh}_2\text{C}_{10}\text{H}_{15}\text{NNMe}_2$ with $[\text{PdCl}_2(\text{NCPh})_2]$ or $\text{Na}[\text{PdCl}_4]$ affords the complex (**60**). The further reaction of (**60**) with a variety of reagents (*eg.* LiBr and NaI) was reported, along with the single crystal X-ray structure of (**60**) [68].

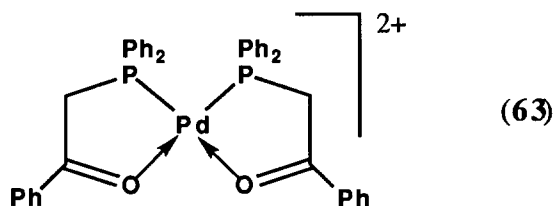
(**60**)(**61**)(**62**)

A series of palladium complexes containing the chelate ligands (**61**) and (**62**) have been synthesised. The potentially tridentate ligand (**61**) acts as a *P,S*-chelate, forming complexes $[\text{Pd}\{\text{PPh}(\text{C}_6\text{H}_4\text{SMe-}o)_2\}\text{X}_2]$ ($\text{X} = \text{Cl}, \text{Br}, \text{I}$), whilst (**62**) forms square planar complexes $[\text{Pd}\{\text{PPh}(\text{C}_6\text{H}_4\text{SMe-}o)_2\}](\text{ClO}_4)_2$ with coordination again through one phosphorus and one sulfur

of each ligand. Further, the X-ray crystal structure of the latter shows the two coordinated S-Me groups to be mutually *cis* [69].

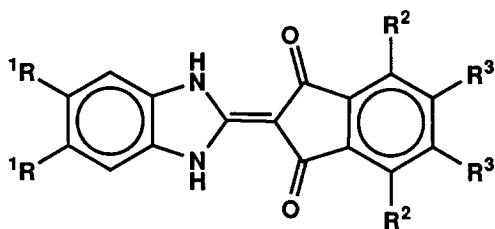
The reaction between bis(μ -chloro)bis{(*R*)-1-[(dimethylamino)ethyl]naphthyl-*C*²,*N*}-dipalladium(II) and the didentate *P,S*-donor ligand Ph₂PCH₂CH₂SMe affords a pair of internal diastereomeric complex cations arising from the coordinated sulfur stereocentre. The solid state structure of the diastereomeric mixture has been determined, and its behaviour in solution studied by variable temperature NMR spectroscopy [70].

Diphenylphosphinoacetone, Ph₂PCH₂COMe (HL), and its enolate anion, L⁻, have been used to prepare the complexes *trans*-[PdCl₂(HL)₂] and *cis*-[Pd(L)₂], which were characterised by IR and NMR spectroscopy. A single crystal X-ray diffraction study of [PdCl₂(HL)₂] revealed the expected square planar geometry for palladium [71]. In a related report, treatment of *cis*-[Pd{Ph₂PCH=C(O)Ph-*P,O*}₂] with HBF₄/H₂O afforded the cationic complex *cis*-[Pd{Ph₂PCH₂C(O)Ph-*P,O*}₂](BF₄)₂ (63), whilst treatment with commercial BF₃·Et₂O gave *cis*-[Pd{Ph₂PCH₂C(O)Ph-*P,O*}₂](BF₄)[B₂H₇] (structure determined) [72].

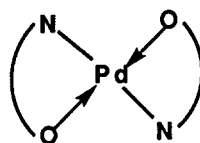
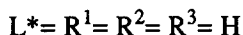


Two series of palladium(II) complexes, [Pd(qo)₂] and [Pd(qo)Cl]₂, containing the anion of *o*-benzoquinone-2-oximes (qo) have been synthesised [73]. The *N,O*-chelating ligands (64), LH, react to give the palladium(II) c

omplexes [Pd(L)₂] (65) and [PdCl(L)(PR₃)], and for [PdCl(L*)(PⁿBu₃)] the solid state structure was determined [74].

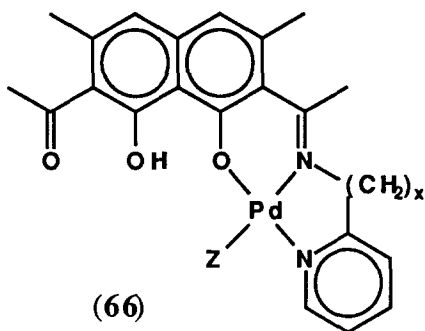


(64)



(65)

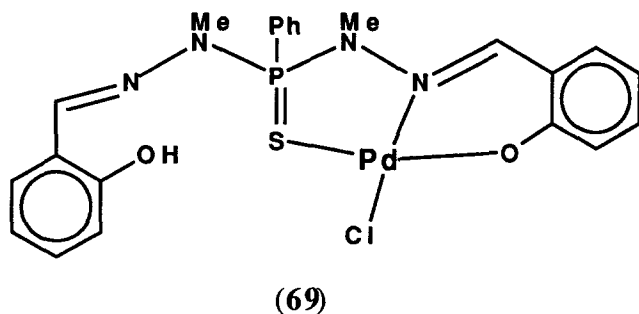
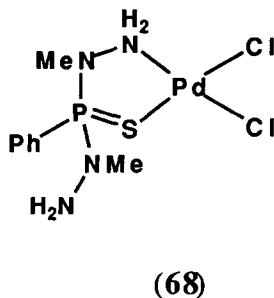
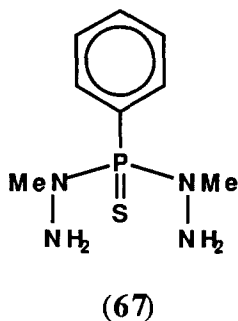
The 2-substituted phenanthroline ligands 2-(2,5-dimethoxyphenyl)-1,10-phenanthroline and 2-(2,5-dihydroxyphenyl)-1,10-phenanthroline react with palladium(II) salts to form complexes exhibiting *N,O',O''*-coordination [75]. Coordination *via* the *N,O',O''*-donor set was also found for complexes (66) [76].



X	Z
1	Cl
2	Cl
3	N ₃

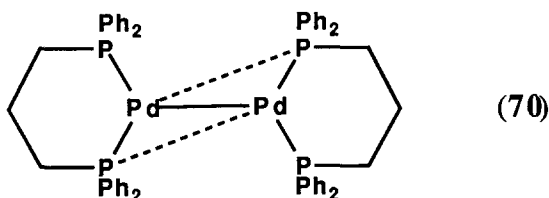
The reaction of methyl 2-pyridyl ketone with $\text{Li}_2[\text{PdX}_4]$ ($\text{X} = \text{Cl}, \text{Br}$) affords dihalopalladium(II) complexes exhibiting *N,O*-ligation of the ligand [77]. Treatment of the phosphohydrazide ligand (67) with $[\text{PdCl}_2(\text{NCPH})_2]$ gives a metallocycle complex with *N,S*-coordination (68). The ligand (67) undergoes Schiff's base reactions with, for example, salicylaldehyde to give, after reaction with palladium(II) salts, complexes exhibiting *N,S,O*-coordination (69) [78].

Palladium(II) complexes $[\text{Pd}(\text{N},\text{Te})(\text{ClO}_4)_2]$, $[\text{Pd}(\text{N},\text{Te})_2][\text{ClO}_4]_2$ and $[\text{PdCl}_2(\text{N},\text{Te})]$ displaying *N,Te*-chelation have been reported for the mixed donor ligand 1-(NMe_2)-2-($\text{TeC}_6\text{H}_4\text{OEt}$)-4- MeC_6H_3 [79].

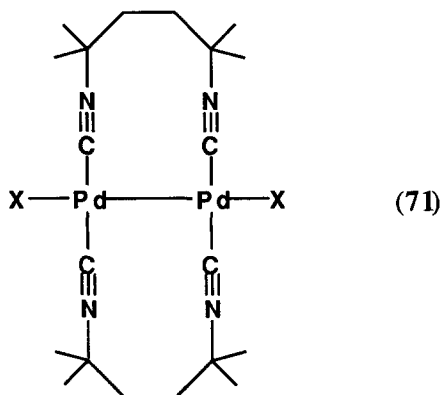


9.3 PALLADIUM(I)

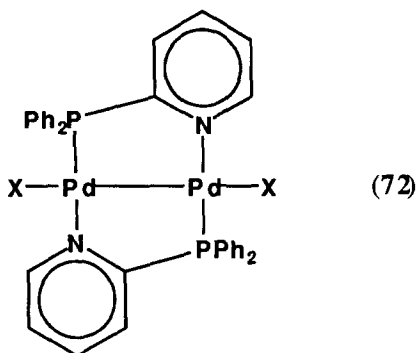
The palladium(II) complex $[\text{Pd}(\text{dppp})(\text{CF}_3\text{SO}_3)_2]$ when treated with H_2 affords the palladium(I) dimer $[\text{Pd}(\text{dppp})]_2(\text{SO}_3\text{CF}_3)_2$. A single crystal X-ray diffraction study revealed one phosphorus atom of each dppp ligand occupies an asymmetrically bridging position (70), which is removed upon reaction with donor ligands (CO, MeCN) [80].



The phosphido-bridged palladium(I) dimer $[\text{Pd}(\text{P}^i\text{Bu}_2\text{H})(\mu\text{-P}^i\text{Bu}_2)]_2$ has been prepared by UV-irradiation of $\text{Pd}(\text{P}^i\text{Bu}_3)_2$ in *n*-hexane or thf, or by reaction of $[\text{Pd}(\eta^5\text{-C}_5\text{H}_5)(\eta^3\text{-C}_3\text{H}_5)]$ with $\text{P}^i\text{Bu}_2\text{H}$ in toluene. The structure of $[\text{Pd}(\text{P}^i\text{Bu}_2\text{H})(\mu\text{-P}^i\text{Bu}_2)]_2$ has also been determined [81]. The reaction of $[\text{Pd}_2(\text{dba})_3]$ (dba = dibenzylideneacetone) with $[\text{Pd}_2(\text{diiso})_2\text{X}_4]$ (diiso = 1,8-diisocyanop-*p*-menthane and 2,5-dimethyl-2,5-diisocyanohexane; X = Cl, Br) affords the dimeric palladium(I) complexes $[\text{Pd}_2(\text{diiso})_2\text{X}_2]$, *eg.* (71). The complexes have been characterised by IR, NMR and UV-visible spectroscopy and by FAB-mass spectrometry [82].



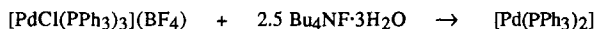
The *P,N*-mixed donor ligands $(2\text{-C}_5\text{H}_4\text{N})\text{PR}_2$ (R = Me, Ph) have been used to prepare a range of palladium(I)-palladium(I) (*eg.* 72) and palladium(I)-platinum(I) dimers, in which the ligand bridges the two metal centres. The synthetic route involved reaction of the palladium(II) complexes $[\text{PdX}_2\{(\text{py})\text{PR}_2\}]$ (py = 2-pyridyl) with $[\text{M}_2(\text{dba})_3]$ (M = Pd, Pt) [83,84]. Single crystal X-ray diffraction structures were reported for the complexes $[\text{MM}'\text{Cl}_2\{\mu\text{-(py)PMe}_2\}_2]$ (M, M' = Pd; Pd, Pt) and $[\text{Pd}_2\text{Cl}_2\{\mu\text{-(py)PPh}_2\}_2]$ [85].



9.4 PALLADIUM(0)

The didentate phosphines $R_2PC_2H_4PR_2$ ($R = iPr, tBu$) when treated with $[Pd(\eta^3-C_3H_5)_2]$ in 1,5-hexadiene afford the palladium(0) complexes $[Pd(R_2PC_2H_4PR_2)(\eta^2-C_6H_{10})]$. In contrast, reaction in pentane ($R = iPr$) or thf ($R = tBu$) yields the dinuclear diastereoisomers *rac/meso*- $[[Pd(R_2PC_2H_4PR_2)]_2(\mu-\eta^2:\eta^2-C_6H_{10})]$ which are converted to the mononuclear species above on treatment with 1,5-hexadiene. In similar reactions, diphosphine-palladium(0) complexes containing η^2 -bound 1,5-cyclooctadiene, ethene and ethyne were also prepared [86].

A convenient synthetic route for the production of palladium(0)-phosphine complexes has been reported [87]. The procedure involves reduction of palladium(II)-phosphine complexes using fluoride, and has been investigated for a variety of phosphine ligands and fluoride sources. For example:



The water soluble complex $[Pd\{P(CH_2OH)_3\}_4]$ has been prepared by treating $[Pd(PPh_3)_4]$ with $P(CH_2OH)_3$. The tetrahedral structure of $[Pd\{P(CH_2OH)_3\}_4]$ has been determined from an X-ray diffraction study [88]. Evidence for the formation of the zerovalent palladium complex $[Pd(PPh_3)_4]$ from $[Pd(OAc)_2]_3$ and PPh_3 , a common catalyst mixture, has been presented [89]. The Raman spectrum of $[Pd(PPh_3)_2C_{60}]$ has been measured, and the shift to lower frequency of the high frequency C_{60} modes has been proposed to arise from metal $\rightarrow C_{60}$ π -backbonding [90].

REFERENCES

1. A.J. Canty, P.R. Traill, B.W. Skelton and A.H. White, *J. Organomet. Chem.*, 433 (1992) 213.
2. P.K. Byers, A.J. Canty, B.W. Skelton, P.R. Traill, A.A. Watson and A. H. White, *Organometallics*, 11 (1992) 3085.
3. P.K. Byers, A.J. Canty, R.T. Honeyman, B.W. Skelton and A.H. White, *J. Organomet. Chem.*, 433 (1992) 223.
4. G.P.C.M. Dekker, C.J. Elsevier and K. Vrieze, *J. Am. Chem. Soc.*, 11 (1992) 598.
5. G.P.C.M. Dekker, C.J. Elsevier, K. Vrieze, P.W.N.M. van Leeuwen and C.F. Roobeek, *J. Organomet. Chem.*, 430 (1992) 357.
6. C.J. Ammann, P.S. Pregosin, H. Rüegger, A. Albinati, F. Lianza and R.W. Kunz, *J. Organomet. Chem.*, 423 (1992) 415.

7. M. Sawmura, H. Nagata, H. Sakamoto and Y. Ito, *J. Am. Chem. Soc.*, 114 (1992) 2586.
8. F. Ozawa, T. Son, S. Ebina, K. Osakada and A. Yamamoto, *Organometallics*, 11 (1992) 171.
9. Y. Pan, J.T. Mague and M.J. Fink, *Organometallics*, 11 (1992) 3495.
10. L.A. Villanueva, K.A. Abboud and J.M. Boncella, *J. Am. Chem. Soc.*, 11 (1992) 2963.
11. P.P.K. Claire, C.J. Jones, J.A. McCleverty, P.L. Coe and M.G.B. Drew, *J. Organomet. Chem.*, 424 (1992) 105.
12. A.L. Balch and V.J. Catalano, *Inorg. Chem.*, 31 (1992) 2569.
13. A. Albinati, F. Lianza, H. Berger, C. Arz and P.S. Pregosin, *Inorg. Chim. Acta*, 198-200 (1992) 771.
14. T. Chivers and R.W. Hilt, *Inorg. Chem.*, 31 (1992) 5272.
15. V.K. Jain, S. Kannan and E.R.T. Tiekink, *J. Chem. Soc., Dalton Trans.*, (1992) 2231.
16. E. Gutiérrez, S.A. Hudson, A. Monge, M.C. Nicasio, M. Paneque and E. Carmona, *J. Chem. Soc., Dalton Trans.*, (1992) 2651.
17. D.R. Schaad and C.R. Landis, *Organometallics*, 11 (1992) 2024.
18. Y. Nakatsu, Y. Nakamura, K. Matsumoto and S. Ooi, *Inorg. Chim. Acta*, 196 (1992) 81.
19. T. Chivers, M. Edwards, A. Meetsma, J.C. van de Grampel and A. van der Lee, *Inorg. Chem.*, 31 (1992) 2156.
20. T. Chivers, M. Edwards, R.W. Hilt, A. Meetsma and J.C. van de Grampel, *J. Chem. Soc., Dalton Trans.*, (1992) 3053.
21. M. Capdevila, W. Clegg, P. González-Duarte, B. Harris, I. Mira, J. Sola and I.C. Taylor, *J. Chem. Soc., Dalton Trans.*, (1992) 2817.
22. V.K. Jain and S. Kannan, *J. Organomet. Chem.*, 439 (1992) 231.
23. S. Ganguly, J.T. Mague and D.M. Roundhill, *Inorg. Chem.*, 31 (1992) 3831.
24. D.L. Oliver and G.K. Anderson, *Polyhedron*, 18 (1992) 2415.
25. K.J. Cavell, H. Jin, B.W. Skelton and A.H. White, *J. Chem. Soc., Dalton Trans.*, (1992) 2923.
26. M.R. Mason, C.M. Duff, L.L. Miller, R.A. Jacobson and J.G. Verkade, *Inorg. Chem.*, 31 (1992) 2746.
27. M. Widhalm and C. Kratky, *Chem. Ber.*, 125 (1992) 679.
28. S.D. Perera, B.L. Shaw, M. Thornton-Pett and J.D. Vessey, *Inorg. Chim. Acta*, 198-200 (1992) 149.
29. M.S. Balakrishna and S.S. Krishnamurthy, *J. Organomet. Chem.*, 424 (1992) 243.
30. T.K. Prakasha, S.S. Krishnamurthy, S.E. Davies, M.F. Meidine and J.F. Nixon, *J. Organomet. Chem.*, 438 (1992) 241.
31. J. Vicente and J-A. Abad, *Organometallics*, 11 (1992) 3512.
32. M. Sjögren, S. Hansson, P-O. Norrby and B. Åkermark, *Organometallics*, 11 (1992) 3954.
33. A.J. Canty, P.R. Traill, B.W. Skelton and A.H. White, *J. Organomet. Chem.*, 433 (1992) 213.
34. G. López, J. Ruiz, C. Vicente, J.M. Martí, G. García, P.A. Chaloner, P.B. Hitchcock and R.M. Harrison, *Organometallics*, 11 (1992) 4090.
35. F.T. Edelmann, W. Ziegler and U. Behrens, *J. Organomet. Chem.*, 426 (1992) 261.
36. U. Heinzel and R. Mattes, *Inorg. Chim. Acta*, 194 (1992) 157.
37. P.L. Alsters, P.J. Baesjou, M.D. Janssen, H. Kooijman, A. Sicherer-Roetman, A.L. Spek and G. van Koten, *Organometallics*, 11 (1992) 4124.
38. C. Bolm, M. Ewald, M. Zehnder and M.A. Neuburger, *Chem. Ber.*, 125 (1992) 453.
39. A.J. Canty, B.W. Skelton, P.R. Traill and A.H. White, *Aust. J. Chem.*, 45 (1992) 417.
40. N. Garelli and P. Vierling, *Inorg. Chim. Acta*, 194 (1992) 247.
41. G. Tresoldi, E. Rotondo, P. Piraino, M. Lanfranchi and A. Tiripicchio, *Inorg. Chim. Acta*, 194 (1992) 233.
42. V.C. Ginn, P.F. Kelly, A.M.Z. Slawin, D.J. Williams and J.D. Woollins, *J. Chem. Soc., Dalton Trans.*, (1992) 963.
43. L. Antolini, G. Bruno, M. Cusumano, A. Giannetto, P. Ficarra and R. Ficarra, *Polyhedron*, 11 (1992) 2795.
44. M. Cusumano, A. Giannetto, F.P. Cavasino and C. Sbriziolo, *Inorg. Chim. Acta*, 201 (1992) 49.
45. J. Albert, R.M. Ceder, M. Gómez, J. Granell and J. Sales, *Organometallics*, 11 (1992) 1536.
46. A. Crispini, G. De Munno, M. Ghedini and F. Neve, *J. Organomet. Chem.*, 427 (1992) 409.
47. J.L. García-Ruano, I. López-Solera, J.R. Masaguer, C. Navarro-Ranninger, J.H. Rodríguez and S. Martínez-Carrera, *Organometallics*, 11 (1992) 3013.
48. M. Ghedini, F. Neve, D. Pucci, E. Cesarotti and M. Grassi, *J. Organomet. Chem.*, 438 (1992) 343.
49. S. Chakladar, P. Paul, A.K. Mukherjee, S.K. Dutta, K.K. Nanda, D. Podder and K. Nag, *J. Chem. Soc., Dalton Trans.*, (1992) 3119.

50. K.K. Nanda, K. Nag, K. Venkatsubramanian and P. Paul, *Inorg. Chim. Acta*, 196 (1992) 195.
51. J.M. Vila, M. Gayoso, M.T. Pereira, M.C. Rodriguez, J.M. Ortigueira and M. Thornton-Pett, *J. Organomet. Chem.*, 426 (1992) 267.
52. F.L. Wimmer, S. Wimmer and P. Castan, *J. Organomet. Chem.*, 424 (1992) 99.
53. M.T. Alonso, O. Juanes, J. de Mendoza and J.C. Rodríguez-Ubis, *J. Organomet. Chem.*, 430 (1992) 335.
54. M.T. Alonso, O. Juanes, J. de Mendoza and J.C. Rodríguez-Ubis, *J. Organomet. Chem.*, 430 (1992) 349.
55. K. Hiraki, M. Nakashima, T. Uchiyama and Y. Fuchita, *J. Organomet. Chem.*, 428 (1992) 249.
56. I.R. Butler, *Organometallics*, 11 (1992) 74.
57. C. López, J. Sales, X. Solans and R. Zquiak, *J. Chem. Soc., Dalton Trans.*, (1992) 2321.
58. E.C. Constable and L.R. Sousa, *J. Organomet. Chem.*, 427 (1992) 125.
59. E.C. Constable, R.P.G. Henney, P.R. Raithby and L.R. Sousa, *J. Chem. Soc., Dalton Trans.*, (1992) 2251.
60. A.D. Ryabov, G.M. Kazankov, A.K. Yatsimirsky, L.G. Kuz'mina, O.Y. Burtseva, N.V. Dvortsova and V.A. Polyakov, *Inorg. Chem.*, 31 (1992) 3083.
61. F. Balegroune, D. Grandjean, D. Lakkis and D. Matt, *J. Chem. Soc., Chem. Commun.*, (1992) 1084.
62. R. Krämer, K. Polborn and W. Beck, *J. Organomet. Chem.*, 441 (1992) 333.
63. G. López, J. Ruiz, G. García, C. Vicente, J.M. Martí and V. Rodríguez, *J. Organomet. Chem.*, 436 (1992) 121.
64. S. Elmroth, Z. Bugarcic and L.I. Elding, *Inorg. Chem.*, 31 (1992) 3551.
65. T. Kemmitt, W. Levason, R.D. Oldroyd and M. Webster, *Polyhedron*, 11 (1992) 2165.
66. G. Salem and S.B. Wild, *Inorg. Chem.*, 31 (1992) 581.
67. G.P.C.M. Dekker, A. Buijs, C.J. Elsevier, K. Vrieze, P.W.N.M. van Leeuwen, W.J.J. Smeets, A.L. Spek, Y.F. Wang and C.H. Stam, *Organometallics*, 11 (1992) 1937.
68. S.D. Perera, B.L. Shaw and M. Thornton-Pett, *J. Chem. Soc., Dalton Trans.*, (1992) 999.
69. E.W. Abel, J.C. Dormer, D. Ellis, K.G. Orrell, V. Sik, M.B. Hursthouse and M.A. Mazid, *J. Chem. Soc., Dalton Trans.*, (1992) 1073.
70. S.Y.M. Chooi, T.S.A. Hor, P.-H. Leung and K.F. Mok, *Inorg. Chem.*, 31 (1992) 1494.
71. E.M. Georgiev, H. tom Dieck, G. Fendesak, G. Hahn, G. Petrov and M. Kirilov, *J. Chem. Soc., Dalton Trans.*, (1992) 1311.
72. P. Braunstein, L. Douce, J. Fischer, N.C. Craig, G. Goetz-Grandmont and D. Matt, *Inorg. Chim. Acta*, 194 (1992) 151.
73. I.M. El-Nahhal, G.S. Heaton and A.M. Jelan, *Inorg. Chim. Acta*, 197 (1992) 193.
74. C. Schmidt, K. Polborn and W. Beck, *Chem. Ber.*, 125 (1992) 61.
75. R.A. Berthon, S.B. Colbran and D.C. Craig, *Polyhedron*, 11 (1992) 243.
76. B.F. Hoskins, C.J. McKenzie and R. Robson, *J. Chem. Soc., Dalton Trans.*, (1992) 3083.
77. D. Kovala-Demertzi, A. Michaelides and A. Aubry, *Inorg. Chim. Acta*, 194 (1992) 189.
78. K.V. Katti, P.R. Singh and C.L. Barnes, *Inorg. Chem.*, 31 (1992) 4588.
79. B.L. Khandelwal and K. Uppal, *Polyhedron*, 11 (1992) 1755.
80. P.H.M. Budzelaar, P.W.N.M. van Leeuwen, C.F. Roobeek and A.G. Orpen, *Organometallics*, 11 (1992) 23.
81. P. Leoni, M. Sommovigo, M. Pasquali, P. Sabatino and D. Braga, *J. Organomet. Chem.*, 423 (1992) 263.
82. D. Perreault, M. Drouin, A. Michel and P.D. Harvey, *Inorg. Chem.*, 31 (1992) 2740.
83. Y. Xie, C.-L. Lee, Y. Yang, S.J. Rettig and B.R. James, *Can. J. Chem.*, (1992) 751.
84. T. Suzuki and J. Fujita, *Bull. Chem. Soc. Jpn.*, 65 (1992) 1016.
85. T. Suzuki, N. Iitaka, S. Kurachi, M. Kita, K. Kashiwabara, S. Ohba and J. Fujita, *Bull. Chem. Soc. Jpn.*, 65 (1992) 1817.
86. J. Krause, W. Bonrath and K.R. Pörschke, *Organometallics*, 11 (1992) 1158.
87. M.R. Mason and J.G. Verkade, *Inorg. Chem.*, 31 (1992) 2212.
88. J.W. Ellis, K.N. Harrison, P.A.T. Hoyer, A.G. Orpen, P.G. Pringle and M.B. Smith, *Inorg. Chem.*, 31 (1992) 3026.
89. C. Amatore, A. Jutand and M.A. M'Barki, *Organometallics*, 11 (1992) 3009.
90. B. Chase and P.J. Fagan, *J. Am. Chem. Soc.*, 114 (1992) 2252.